

Minutes of the  
GILLESPIE COUNTY AIRPORT ADVISORY BOARD  
Monday, Apr 15, 2024  
@ Airport Terminal Building

---

MEMBERS PRESENT:	STAFF PRESENT:	GUESTS PRESENT:
Steve Allen	Tony Lombardi, Manager	Ethan Crane
Tim Lehmberg	Bobby Watson, City	Randall Fuchs
Kory Keller		Justin Calhoun
Gwen Fullbrook		Dawn Duley
Dan Sechrist		Larry Hauptrief (EAA)
Chad Ellebracht		
Absent		
Paul Hannemann	Keith Kramer, County	

## CALL TO ORDER

The meeting was called to order at 1:38 PM by the Chairman, Steve Allen

## APPROVAL OF MINUTES

Minutes of the regular Mar 18, 2024 meeting were approved.

## AIRPORT MANAGER'S REPORT

- Upcoming Events/Court Actions – The Manager reviewed the upcoming events for the airport and the recent commissioners court actions.
  - Event Update –
    - 2024
      - Apr 19-21 – Cirrus formation clinic (just popped up)
      - Apr 24-26 – TXDOT Avn Conference
      - Apr 25-27 – T-6 Weekend
      - May 11th – EAA Young Eagles Flight
      - May 29th – Jun 2nd – Swift Fly-in
      - July 4th - Fireworks
      - Sept 21st – Jacob Brodbeck Day (1st flights)
      - Dec 21st – Santa Fly-in (1-3pm)
    - 2025
      - May 3rd – Airport Open House (50th Annv. of end of V-War)
- Court Actions – On Mar 25th, the court approved the quote to relocate the south fence and the quote for the pavement project (“Coffee Mug” Handle and the TFS taxiway area). On Apr 10th, the court approved a t-hangar lease.
- T-hangars occupancy update. The Manager stated that the County T-hangers are 100% full...waiting list is at 33.

- Airport Status – the Manager reviewed the current status of the airport.

	Lights (PAPIs, Beacon, Rwy Edge, Taxiway, Signs)
	Communication (CTAF, GCO, AWOS)
	Weather Station
	Facilities
	Miscellaneous (Construction, Closures, etc)

- Airport Development Update:
  - Active Private Projects

#	Developer	LOI Date Rcv'd	Status	Comments
1	FBO Expansion	02/02/22	IV	Construction Ext approved (On Nov 13) – 6mths
2	Darren Flores (Private Hangar)	02/18/22	IV	Construction Ext approved (On Nov 13) - 6mths

- Eclipse Summary – The Manager mentioned that we had ~73 prepaid reservations, but only 20 aircraft showed up. He also mentioned that only 3 aircraft arrived on the “day of”. Finally, he mentioned that the airport had great support (thank you letters sent out).

## OPEN FLOOR

- Crosswind Aviation – Gwen mentioned that they have 16 students currently flying.

## NEW BUSINESS

- Terminal Building relook... The manger reviewed what actions have been taking and reviewed a “one-story” option he has created. He also said he has received 2 proposals for architect services (to create a concept drawing). Finally, He also mentioned that he is meeting with Garver on Apr 16<sup>th</sup> to discuss the ATP application and should have more information about the ATP process, which could influence the decision to hire an architect firm (a concept drawing might not be required). The board recommended proceeding with the concept drawing path. The manager will verify the proposals and decide which firm to use.
- Airport OPS data subscription (ADS-B tracker). The Manager requested support from the board to purchase a subscription to the Motioninfo website. The cost is \$3600 annually. It also qualifies for RAMP. The manager stated that it will allow him to keep track of how busy the airport is and, when necessary, track aircraft. The board unanimously recommended approval.

## OLD BUSINESS.

- CIP Update – The Manager gave a quick update on the pavement project. He mentioned that the RFQ deadline was Mar 28<sup>th</sup>, and the proposals are still in the review process. He is expecting 6-7 proposals.

- Project update
  - Electricity/lights to the front gate– The Manager mentioned that ITZ electric has completed its work, and we are waiting on CTEC to install the meter.
  - Pavement rehab (“Coffee Mug” Handle and the TFS taxiway area)...the Manager said we are waiting to get on their schedule...probably mid-May.
  - Fence Relocation (south of Hwy 16) ...the Manager said we are working some issues with the property owner, and it probably will not be completed until mid-May.

## **REPORTS**

EAA Report – Larry provided a quick update.

Ethan Crane reviewed the fuel sales for last month and Tim Lehmberg reviewed the sale tax reports for the City and County.


**ADJOURNMENT** (2:24). Next meeting is May 20<sup>th</sup> at the AgriLife Building.

**Note: all minutes are available on the airport website** (<http://www.gillespiecounty.org/page/airport%20-%20AAB%20Minutes>)

Attachment



1



## Agenda

1. Call to Order
2. Approval of Minutes
3. Airport Manager's Report
4. Open floor (Crosswind, TFS, Tac Aero, and guest)
5. New Business
5. Old Business
6. EAA report/update/comments
7. Comments-FBO, EDC, and Board Members
8. Adjourn

2



# AAB

- Minutes Approval – vote needed
  - Mar 18<sup>th</sup>
- Airport Manager's Report
  - Event Update (*Italicized - Unconfirmed*)
    - 2024
      - Apr 19-21 – Cirrus formation clinic (just popped up)
      - Apr 24-26 – TXDOT Avn Conference
      - Apr 25-27 – T-6 Weekend
      - May 11<sup>th</sup> – EAA Young Eagles Flight
      - May 29<sup>th</sup> – Jun 2nd – Swift Fly-in
      - July 4<sup>th</sup> - Fireworks
      - Sept 21<sup>st</sup> – Jacob Brodbeck Day (1st flights)
      - Dec 21<sup>st</sup> – Santa Fly-in (1-3pm)
    - 2025
      - May 3<sup>rd</sup> – Airport Open House (50<sup>th</sup> Annv. of end of V-War)

3



# AAB

- Airport Manager's Report
  - Court Review – On Mar 25th, the court approved the quote to relocate the south fence and for the pavement project. On Apr 10th, the court approved a t-hangar lease.
  - T-Hangar Occupancy – 100% (33)
  - Airport Status:

	Lights (PAPIs, Beacon, Rwy Edge, Taxiway, Signs)
	Communication (CTAF, GCO, AWOS)
	Weather Station
	Facilities
	Miscellaneous (Construction, Closures, etc)

4



## AAB

- Airport Development Update:
  - Active Private Projects:

#	Developer	LOI Date Rcv'd	Status	Comments
1	FBO Expansion	02/02/22	IV	Construction Ext approved (Nov 13)
2	Darren Flores (Private Hangar)	02/18/22	IV	Construction Ext approved (Nov 13)

5



## Eclipse Summary

- ~73 Prepaid Reservations
- 20 aircraft arrived prior to Monday
- 3 aircraft were "Day of" arrivals
- ~100 viewers
- Great support/help


6



## AAB

- Open Floor
  - Crosswind
  - Texas Forest Service
  - Rhett Hawk
  - Tac Aero Tailwheel Academy
  - Tac Aero MX
  - Guest

7



8



## Discussion points/Summary

- Why? – the need was Identified in the 2023 ALP (master plan)
- How do we pay for it?
  - Bipartisan Infrastructure Law –
    - Airport Terminals Program (ATP) (95%/5% funding)
    - AIG – (90/10)
  - CIP – (90/10)
  - Sponsor - (0/100)
- Must have – Larger Conference room and expansion capability for the future
- Est construction cost \$650/sqft (# provided by Garver)
  - Single story option – \$1.1M
    - Minus the southside - \$615K
  - 2-story option - \$1.2M + observation deck +elevator (if needed)
- Path forward –
  - ATP Application due Aug /Sept
  - AIG must be spent by FY2027
    - Entitlements - \$278K/per year (FY23 funds must be used by end of FY25)
  - CIP 3+ year planning cycle (all airside stuff must be taken care of) (not very competitive nationwide)

9



## What has been Accomplished?

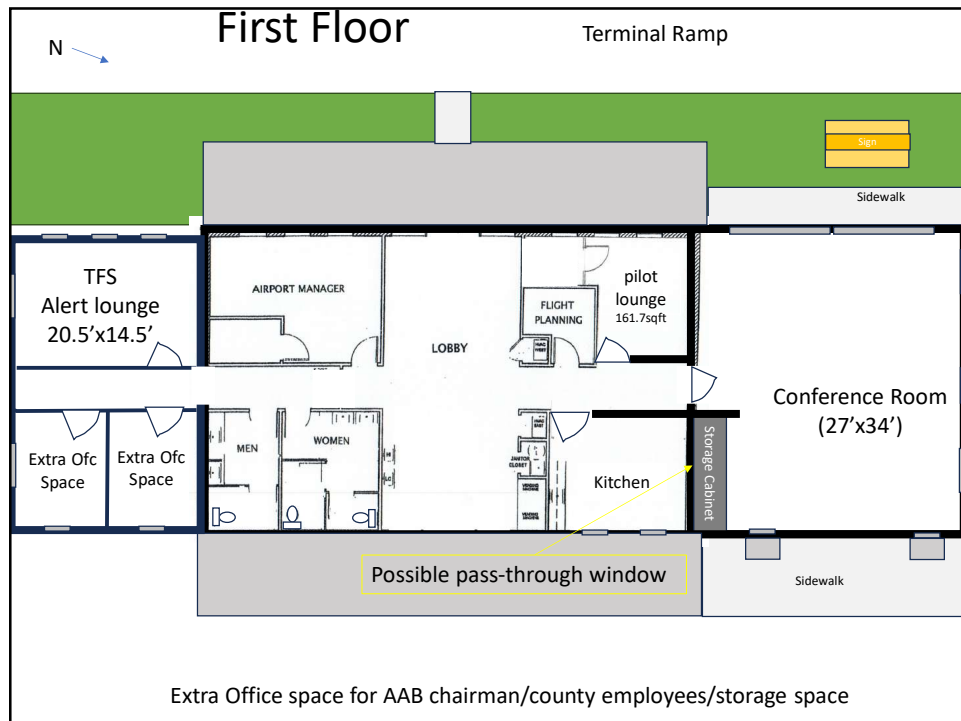
- Met with 2 Architect firms (and 1 designer)
  - Mustard Architects
  - SKT Architects
- Garver Meeting – 16 Apr

10

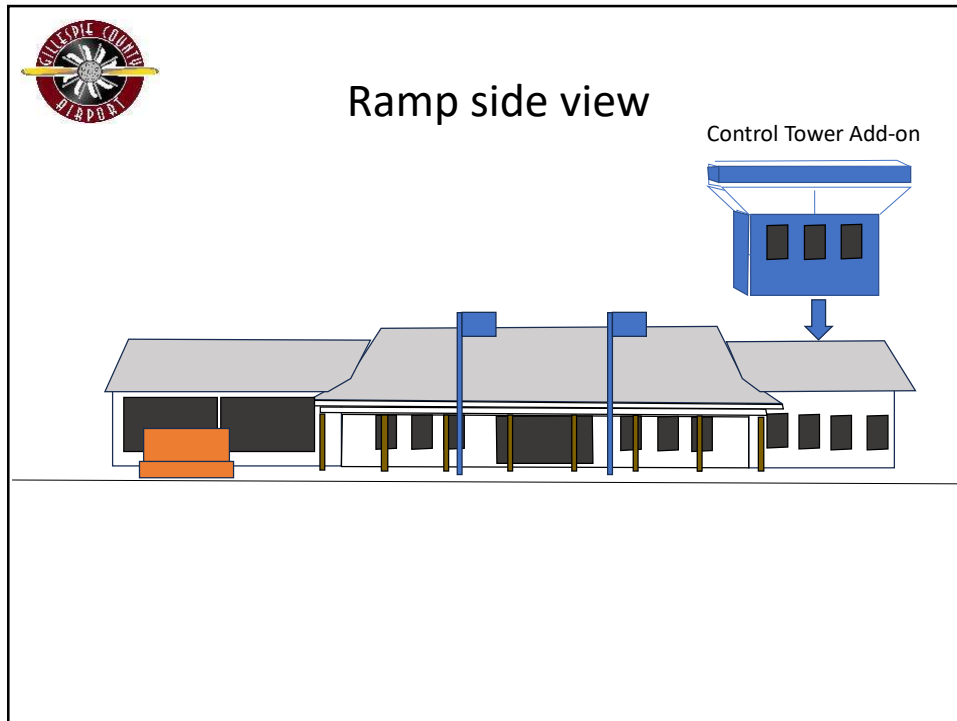




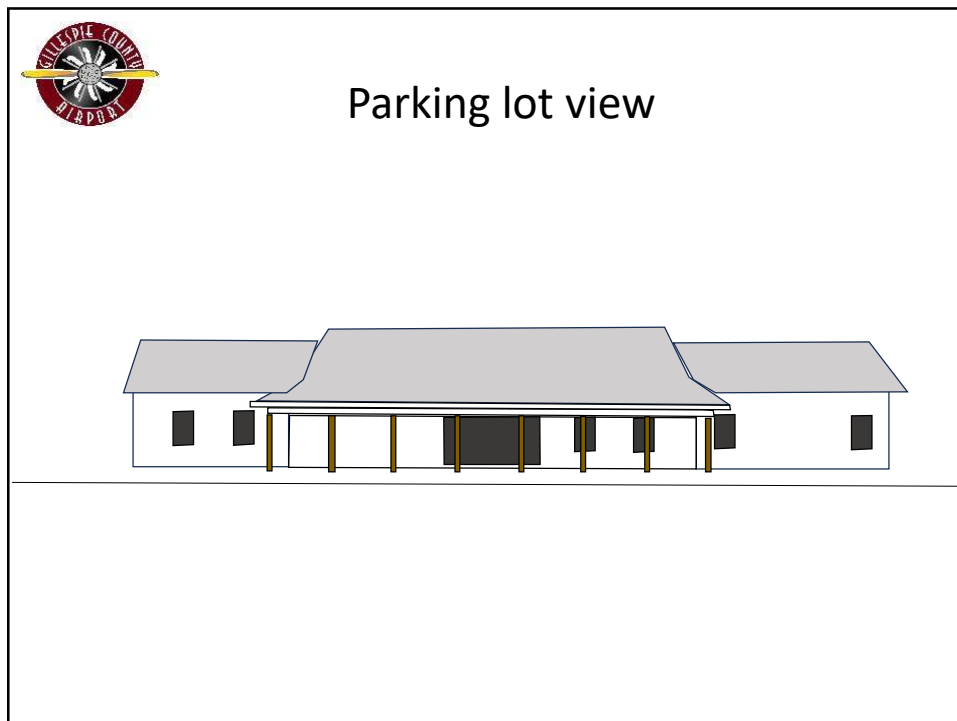
11



12



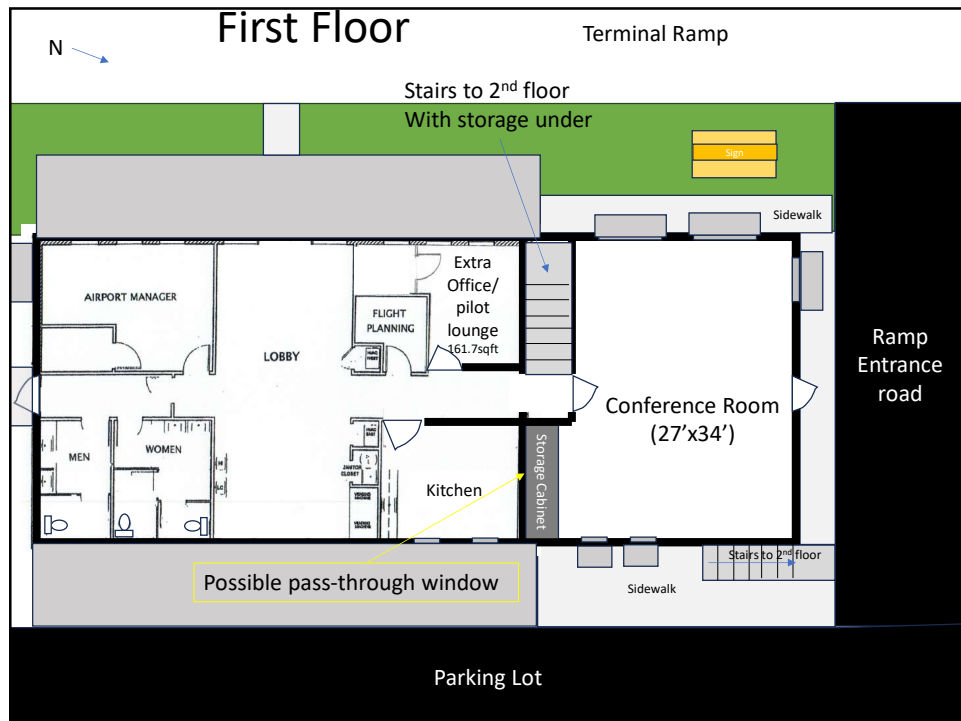
13



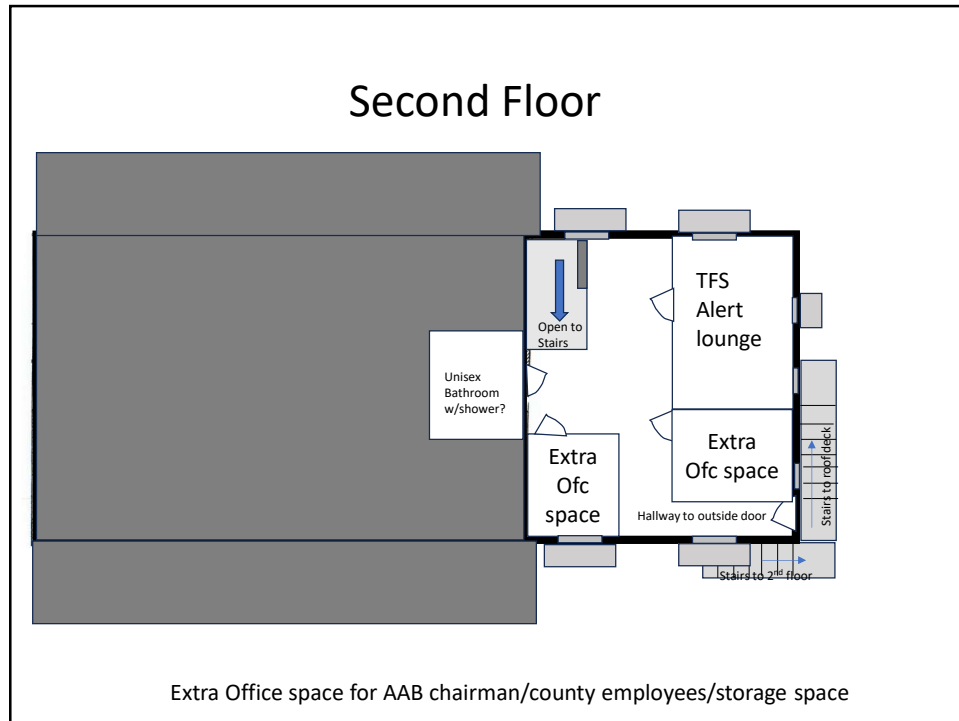
14



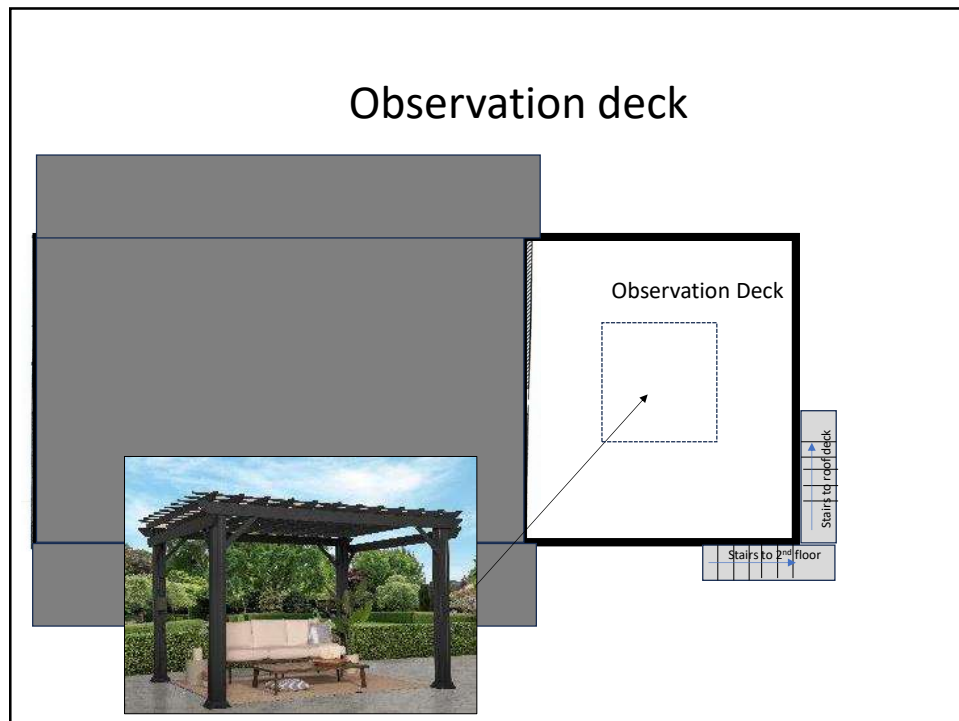
15



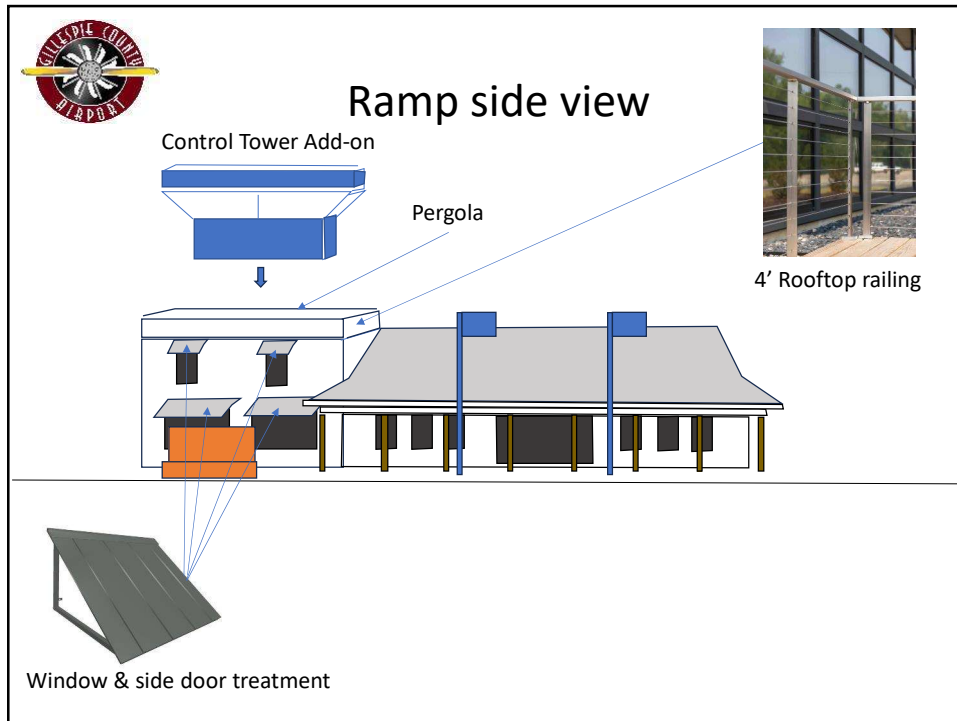
16



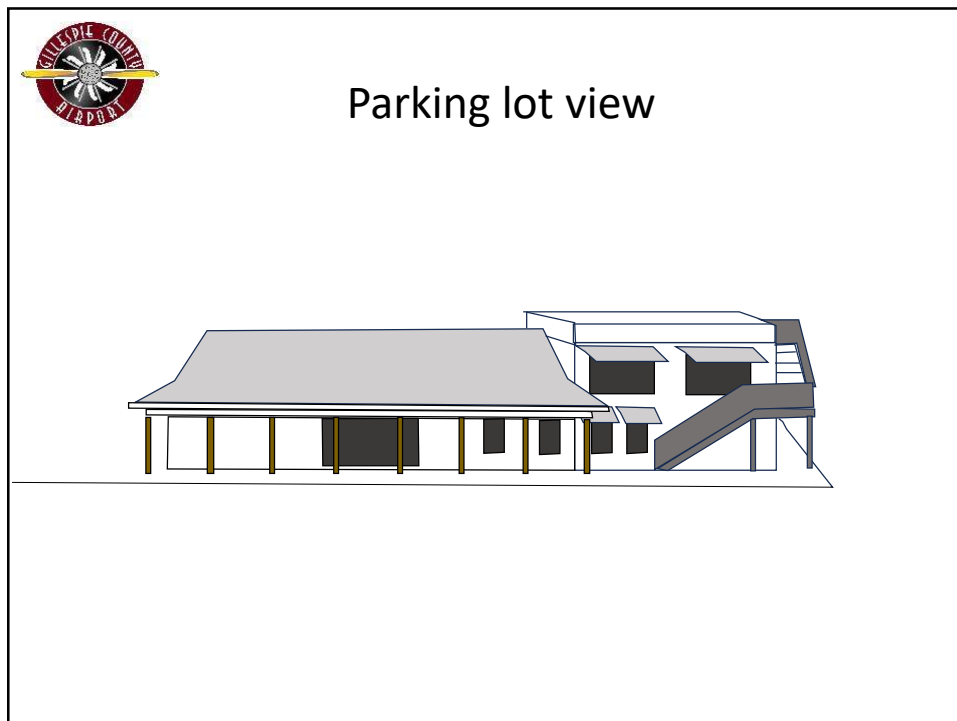
17




18



19




20




Airport OPS  
data  
subscription  
(ADS-B tracker)

New Business

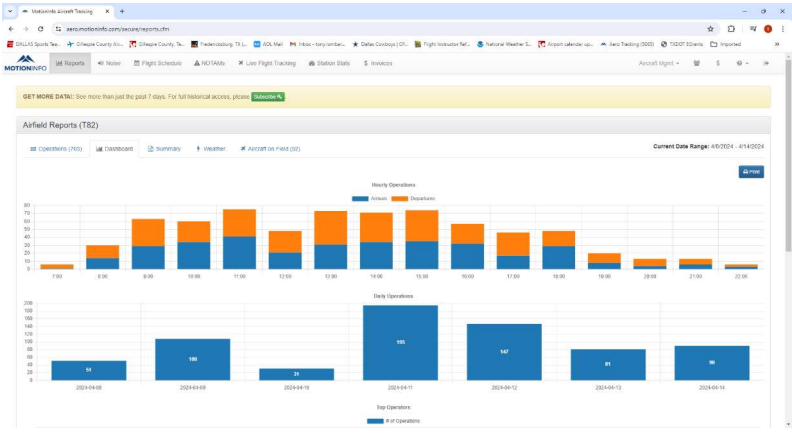
21



# Data Collector



- Subscription - \$3600 annual (RAMP(90/10))



Hourly Operations

Hour	Arrivals	Departures
00:00	0	0
01:00	0	0
02:00	0	0
03:00	0	0
04:00	0	0
05:00	0	0
06:00	0	0
07:00	0	0
08:00	0	0
09:00	0	0
10:00	0	0
11:00	0	0
12:00	0	0
13:00	0	0
14:00	0	0
15:00	0	0
16:00	0	0
17:00	0	0
18:00	0	0
19:00	0	0
20:00	0	0
21:00	0	0
22:00	0	0
23:00	0	0

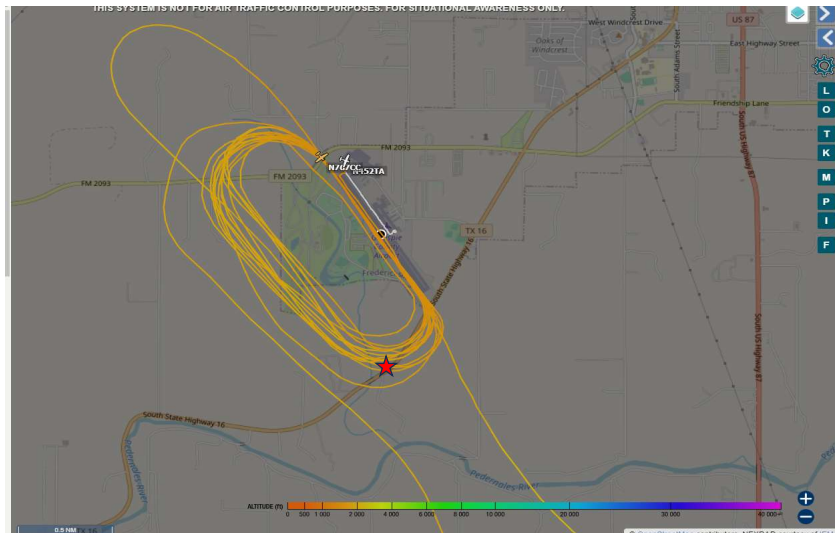
Daily Operations

Date	Operations
2024-04-08	10
2024-04-09	100
2024-04-10	10
2024-04-11	155
2024-04-12	100
2024-04-13	01
2024-04-14	00

22



## Flight tracking



23



## AAB

- Old Business:
  - CIP
    - Pavement Project
      - RFQ deadline is Mar 28<sup>th</sup>
        - Selection Committee meeting – waiting on TXDOT
          - Allen, Lehmsberg, Sechrist, Keller and Kramer
  - Electricity/lights to front gate (Itz Electric)...Waiting on CTEC
  - Pavement rehab...May
  - Fence (south of Hwy 16)...May

24



# AAB

- EAA report/update/comments
- Comments-FBO, EDC, and Board Members

25



# FBO Fuel Sales

	Jan	Feb	Mar	Apr	May	Jun	Jul	Aug	Sep	Oct	Nov	Dec	YTD Total
<b>AvGas - Gals</b>													
Gillespie Air Services @ Retail	9,092	10,905	11,199										
Net Total AvGas Market T82	9,092	10,905	11,199										
Total Market, Same Month, Prior Yr	8,955	8,380	12,007	12,395	11,689	12,576	11,745	12,400	12,227	11,268	11,489	10,796	135,642
Percent Growth (Decline)	1%	30%	-7%										
Cumulative YTD - This Year	9,092	19,997	31,196	41,683	53,372	65,747	77,492	89,892	102,120	113,388	124,875	135,642	
Last Year	8,955	17,351	29,388										
Percent Growth (Decline)	1%	15%	6%										
% Total by Month	23.4%	25.6%	24.7%										
<b>Jet A - Gals</b>													
Gillespie Air Services @ Retail	29,828	31,396	34,185										
Net Total Jet A Market T82	29,828	31,396	34,185										
Total Market, Same Month, Prior Yr	22,603	18,769	25,122	32,834	27,424	27,410	34,386	45,414	36,422	53,708	49,909	31,302	352,105
Percent Growth (Decline)	32%	67%	17%										
Cumulative YTD - This Year	29,828	61,224	95,409	103,128	130,552	157,962	192,349	240,763	277,195	310,893	360,802	392,105	
Last Year	22,603	41,372	70,494										
Percent Growth (Decline)	32%	48%	35%										
% Total by Month	76.6%	74.2%	75.3%										
<b>Total Fuels</b>													
Total Fuels Market T82 - Gals	38,920	42,391	45,381										
Total Market, Same Month, Prior Yr	31,558	27,154	41,139	44,930	39,113	39,785	46,132	60,814	48,650	64,976	61,398	42,098	527,747
Percent Growth (Decline)	23%	56%	10%										
Cumulative YTD - This Year	38,920	81,220	126,601	144,811	183,924	223,709	269,841	330,655	376,305	424,281	485,679	527,747	
Last Year	31,558	58,723	99,882										
Percent Growth (Decline)	23%	38%	27%										
<b>Market Change by Quarter:</b>													
Market by Quarter			1st			2nd			3rd			4th	YTD Totals
Percent change 2023 to 2024			27%										
Year 2024 Total Fuels by Quarter			126,601										
Year 2023 Total Fuels by Quarter			99,882			123,827			116,596			148,442	527,747

26



# Sales Tax

## SALES TAX COMPARISON SUMMARY - APRIL, 2024 (FEBRUARY SALES)

CITY	% change month	% change ytd	COUNTY	% change month	% change ytd
Fredericksburg	9.88	1.11	Gillespie	4.52	(0.57)
Kerrville	8.54	(1.58)	Kerr	6.55	0.70
Boerne	2.57	11.13	Kendall	3.32	7.84
Llano	5.06	2.53	Llano	4.66	2.73
Marble Falls	5.70	2.03	Burnet	7.20	4.12
Bandera	1.31	3.68	Bandera	3.10	0.18
Johnson City	17.31	13.79	Blanco	0.29	5.96
Brenham	7.53	8.52	Washington	(3.83)	(2.79)
New Braunfels	7.43	(4.91)	Cornal	8.66	4.50
Rockport	4.95	1.16	Aransas	2.28	0.86
Corpus Christi	6.23	4.22	Nueces	6.96	4.43
Austin	7.55	1.61	Travis	7.02	1.51
San Antonio	2.76	2.57	Bexar	3.02	2.28
Houston	0.25	(1.18)	Harris	0.61	(0.77)
Dallas	7.23	2.99	Dallas	5.41	1.30
State (Cities)	5.19	1.84	State (Counties)	4.04	1.68

Shaded numbers are worse than ours.

## FEBRUARY SALES RECEIPTS

April Sales Tax Report

### City of Fredericksburg

	2024	2023	2022	2021	2020
JAN	799,260	782,905	760,015	582,454	503,533
FEB	924,857	994,706	871,461	744,208	665,893
MAR	657,791	633,261	611,429	508,167	409,139
APR	699,382	636,485	633,476	438,765	425,288
MAY		622,640	653,994	757,207	490,712
JUN		715,407	675,353	698,869	382,056
JUL		738,475	699,245	667,080	520,675
AUG		703,432	760,554	799,227	611,944
SEP		730,795	696,961	691,403	521,608
OCT		675,110	692,563	623,790	498,530
NOV		735,976	731,885	771,224	608,105
DEC		744,887	751,235	649,485	563,276
Total	3,081,090	8,914,085	8,608,171	7,871,869	6,200,529

	Apr 24	Apr 23	Change	YTD 2024	YTD 2023	Change
Fredericksburg	699,382	636,485	9.88%	3,081,090	3,047,357	1.11%
Gillespie County	362,273	346,599	4.52%	1,549,371	1,558,253	-0.57%
Combined	1,061,655	983,084	7.99%	4,630,461	4,605,610	0.54%

### Gillespie County

	2024	2023	2022	2021	2020
JAN	415,372	406,560	371,424	285,619	233,548
FEB	426,591	453,797	419,141	350,057	312,136
MAR	345,135	351,297	305,429	255,886	215,472
APR	362,273	346,599	285,134	225,110	203,997
MAY		404,469	401,106	345,729	240,979
JUN		341,418	354,760	334,243	275,445
JUL		390,850	364,652	338,528	267,390
AUG		359,245	355,111	354,353	279,127
SEP		455,706	312,932	308,778	235,235
OCT		328,640	321,054	282,963	233,242
NOV		372,394	369,574	371,347	307,691
DEC		375,629	361,348	326,905	286,568
Total	1,549,371	4,586,602	4,221,655	3,789,118	3,080,830

27



# Questions

Next Meeting: May 20<sup>th</sup> (AgriLife Bldg)

28